

This is just for UK advisers – it's not for use with clients.



Track Record

International Prudence Bond

The Prudential Assurance Company Limited With-Profits Funds benefit from the investment strength of the M&G Group. Prudential has many years experience of managing multi-asset funds and a global investment operation that means investments can be widely diversified, which helps to spread the risks and enhance the potential for returns. The bonuses added to the funds are designed to reflect the investment returns and to ensure that investors receive a fair share of the profits, while smoothing the peaks and troughs of market movements. The charts on the next few pages show the success of our strategy over recent years.

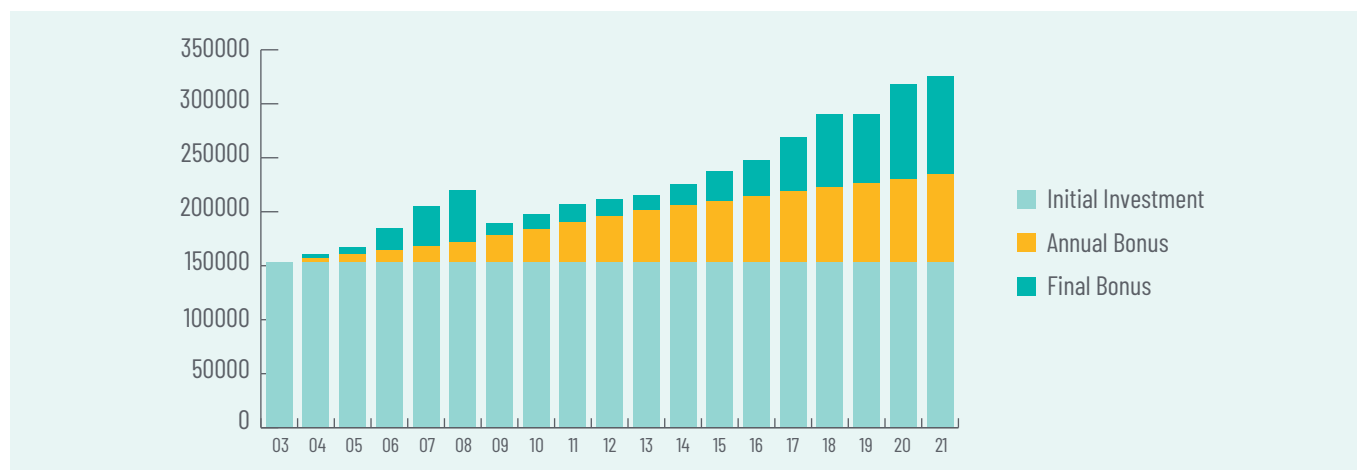
PAC Euro With-Profits Fund

(Fund values up to 1st March 2021)

Premium	€150,000
Additional Allocation	2.5%
Amount used to buy units	€153,750
Investment date	01/03/03

This is for illustrative purposes only. Past performance is no guide to the future. Final Bonus may vary or be removed at any time and therefore is not guaranteed.

- Figures exclude Belgium and Spain
- Figures are before any MVR or discontinuance charge and assume no withdrawals.



Value Date	Initial Investment (€)	Annual Bonus (€)	Final Bonus (€)	Accrued Total Value (€)
March 03	153,750			153,750
March 04	153,750	3,472	2,886	160,108
March 05	153,750	7,022	6,273	167,045
March 06	153,750	10,652	19,807	184,209
March 07	153,750	14,364	36,794	204,908
March 08	153,750	18,160	48,254	220,164
March 09	153,750	24,531	10,590	188,871
March 10	153,750	30,246	13,769	197,765
March 11	153,750	36,145	17,183	207,078
March 12	153,750	42,231	15,310	211,291
March 13	153,750	47,529	14,090	215,369
March 14	153,750	51,965	19,798	225,514
March 15	153,750	56,499	27,480	237,729
March 16	153,750	61,132	33,089	247,971
March 17	153,750	65,328	50,210	269,288
March 18	153,750	69,059	67,094	289,903
March 19	153,750	72,853	63,594	290,198
March 20	153,750	76,712	87,995	318,457
March 21	153,750	80,636	90,876	325,261

Annual bonus shown is after charges and bonus units are applied. Bond values include an initial allocation rate of 102.5%.

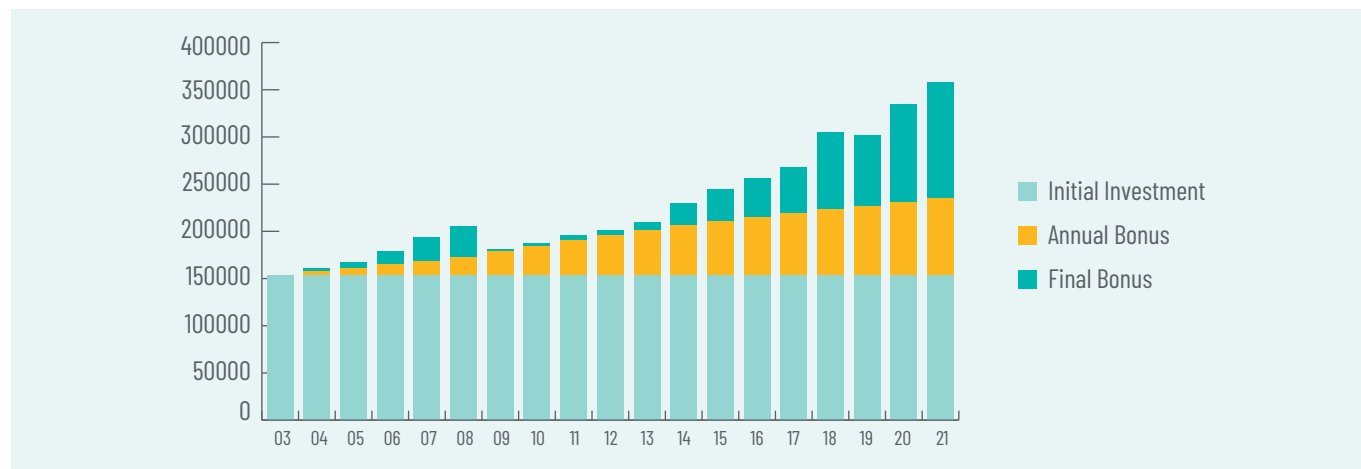
PAC Dollar With-Profits Fund

(Fund values up to 1st March 2021)

Premium	\$150,000
Additional Allocation	2.5%
Amount used to buy units	\$153,750
Investment date	01/03/03

This is for illustrative purposes only. Past performance is no guide to the future. Final Bonus may vary or be removed at any time and therefore is not guaranteed.

- Figures exclude Belgium and Spain
- Figures are before any MVR or discontinuance charge and assume no withdrawals.



Value Date	Initial Investment (€)	Annual Bonus (€)	Final Bonus (€)	Accrued Total Value (€)
March 03	153,750			153,750
March 04	153,750	3,472	3,418	160,640
March 05	153,750	7,022	7,066	167,838
March 06	153,750	10,652	14,714	179,116
March 07	153,750	14,364	25,721	193,835
March 08	153,750	18,160	33,483	205,393
March 09	153,750	24,531	2,602	180,882
March 10	153,750	30,246	4,045	188,041
March 11	153,750	36,145	5,587	195,482
March 12	153,750	42,231	5,482	201,463
March 13	153,750	47,529	7,954	209,234
March 14	153,750	51,965	23,402	229,117
March 15	153,750	56,499	34,422	244,671
March 16	153,750	61,132	40,944	255,825
March 17	153,750	65,328	48,410	267,488
March 18	153,750	69,059	81,990	304,799
March 19	153,750	72,853	74,926	301,529
March 20	153,750	76,712	103,883	334,346
March 21	153,750	80,636	123,124	357,510

Annual bonus shown is after charges and bonus units are applied. Bond values include an initial allocation rate of 102.5%.

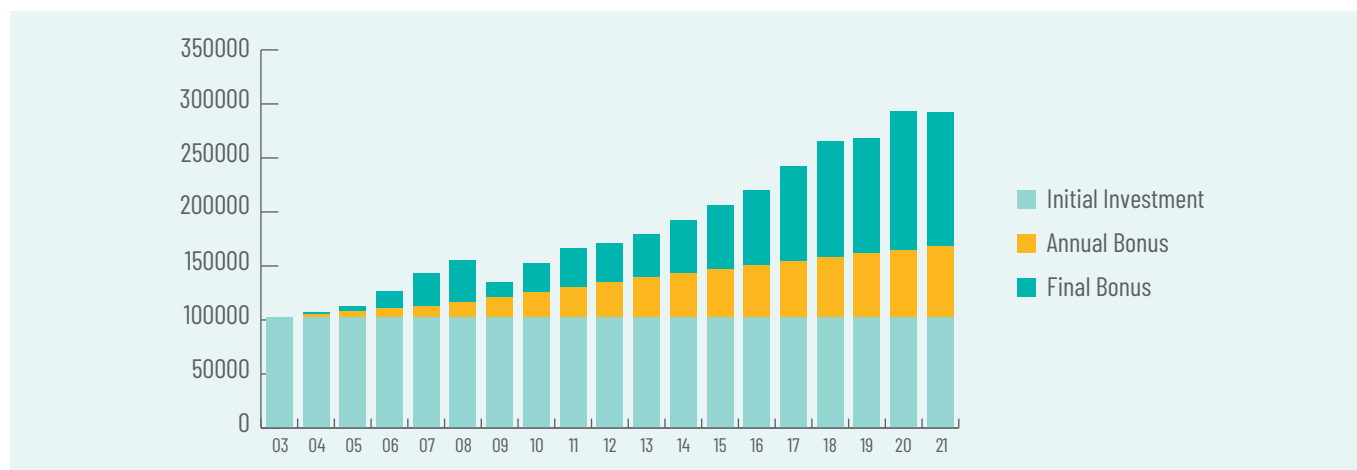
PAC Sterling With-Profits Fund

(Fund values up to 1st March 2021)

Premium	£100,000
Additional Allocation	2.5%
Amount used to buy units	£102,500
Investment date	01/03/03

This is for illustrative purposes only. Past performance is no guide to the future. Final Bonus may vary or be removed at any time and therefore is not guaranteed.

- Figures exclude Belgium and Spain
- Figures are before any MVR or discontinuance charge and assume no withdrawals.



Value Date	Initial Investment (€)	Annual Bonus (€)	Final Bonus (€)	Accrued Total Value (€)
March 03	102,500			102,500
March 04	102,500	2,568	2,279	107,346
March 05	102,500	5,200	4,722	112,422
March 06	102,500	7,897	15,868	126,265
March 07	102,500	10,663	29,833	142,996
March 08	102,500	13,498	39,409	155,408
March 09	102,500	18,378	14,347	135,225
March 10	102,500	22,859	27,686	153,045
March 11	102,500	27,506	36,789	166,795
March 12	102,500	32,324	36,622	171,445
March 13	102,500	36,644	40,404	179,548
March 14	102,500	40,408	49,325	192,233
March 15	102,500	44,274	59,233	206,007
March 16	102,500	48,243	68,887	219,630
March 17	102,500	51,942	87,553	241,975
March 18	102,500	55,346	108,107	265,952
March 19	102,500	58,825	106,829	268,154
March 20	102,500	62,380	128,070	292,950
March 21	102,500	66,013	123,923	292,436

Annual bonus shown is after charges and bonus units are applied. Bond values include an initial allocation rate of 102.5%.

PAC Dollar With-Profits Fund

(Fund values up to 1st March 2021)

- Prudential International's Prudential Assurance Company Limited "With-Profits Range of Funds" are backed by assets in the With-Profits Fund of The Prudential Assurance Company Limited. The Prudential Assurance Company Limited With-Profits Fund is the largest and one of the financially strongest With-Profits Funds in the UK. The size and strength of our Fund allows us to invest in a very wide range of assets and individual companies. The total level of assets backing the with-profits business in the Fund was £117.8bn at 31 December 2020.
- The M&G Group has been helping people plan for their future for over 165 years. Its size and experience puts it in a strong position to invest customer's money wisely for the medium to long term.

The value of any investment can go down as well as up so your customer might not get back the amount they put in.

prudentialinternational.com

The registered office of Prudential International is in Ireland at Montague House, Adelaide Road, Dublin 2. Prudential International is a marketing name of Prudential International Assurance plc, a life assurance company operating from Ireland. Registration No. 209956. Prudential International Assurance plc is authorised and regulated by the Central Bank of Ireland and in the context of its UK regulated activities only, is deemed authorised by the Prudential Regulation Authority and subject to regulation by the Financial Conduct Authority and limited regulation by the Prudential Regulation Authority. Details of the Temporary Permissions Regime, which allows EEA-based firms to operate in the UK for a limited period while seeking full authorisation, are available on the Financial Conduct Authority's website. Prudential International is part of the same corporate group as The Prudential Assurance Company Limited. Both The Prudential Assurance Company Limited and Prudential International are direct and indirect subsidiaries respectively of M&G plc, a company incorporated in the United Kingdom. The Prudential Assurance Company Limited is not affiliated in any manner with Prudential Financial, Inc, a company whose principal place of business is in the United States of America or Prudential plc, an international group incorporated in the United Kingdom.