

2021 Bonus Rates

International Prudence Bond

This document is for information only and should not be considered a financial promotion. If you are not a financial adviser and there is terminology included that you would like to discuss, then please contact your adviser.

Shown below are the Overall Yields which combine Regular and Final Bonuses. The rates represent the compounded annual yield applicable for each investment period. For example, for a client who had invested in the Euro With-Profits Fund in April 2003, the amount added to their fund on encashment would be equivalent to 4.45% a year. For top-up investments, the Overall Yield depends on the date the top-up was made, not the date of the original bond.

Important information

Past performance is not a reliable indicator of future performance. The rate of future bonuses in the PAC With-Profits Fund and therefore the rate of growth in the unit price cannot be guaranteed.

Final bonus may vary and is not guaranteed.


Prudential International Funds

Euro With-Profits Fund

Applicable from 1 March 2021

Date of investment	Overall yield* (p.a. compound) (%)
01/03/2021 – 28/02/2022	2.20
01/03/2020 – 28/02/2021	2.20
01/03/2019 – 29/02/2020	1.95
01/03/2018 – 28/02/2019	3.10
01/03/2017 – 28/02/2018	2.55
01/03/2016 – 28/02/2017	3.55
01/03/2015 – 29/02/2016	3.10
01/03/2014 – 28/02/2015	3.75
01/03/2013 – 28/02/2014	4.10
01/03/2012 – 28/02/2013	4.70
01/03/2011 – 29/02/2012	4.70
01/03/2010 – 28/02/2011	4.35
01/03/2009 – 28/02/2010	5.30
01/03/2008 – 28/02/2009	4.30
01/03/2007 – 29/02/2008	2.60
01/03/2006 – 28/02/2007	2.85
01/03/2005 – 28/02/2006	3.55
01/03/2004 – 28/02/2005	4.10
01/03/2003 – 29/02/2004	4.45
01/03/2002 – 28/02/2003	4.35

Asset allocation breakdown




Actual asset allocation (at 31 December 2020)

Sterling With-Profits Fund

Applicable from 1 March 2021

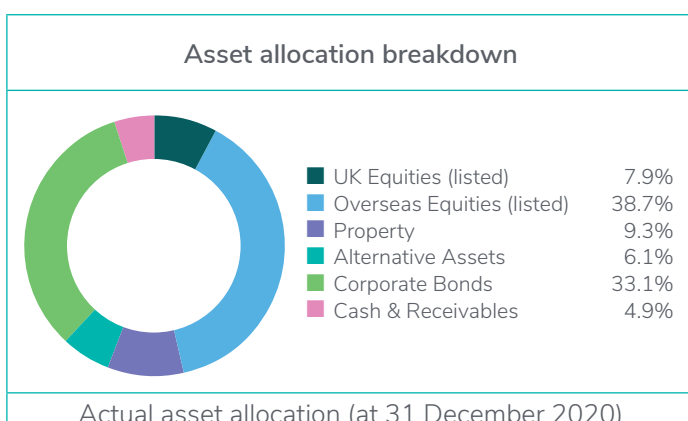
Date of investment	Overall yield* (p.a. compound) (%)
01/03/2021 – 28/02/2022	2.85
01/03/2020 – 28/02/2021	4.30
01/03/2019 – 29/02/2020	2.30
01/03/2018 – 28/02/2019	2.10
01/03/2017 – 28/02/2018	2.60
01/03/2016 – 28/02/2017	4.35
01/03/2015 – 29/02/2016	4.40
01/03/2014 – 28/02/2015	4.55
01/03/2013 – 28/02/2014	4.90
01/03/2012 – 28/02/2013	5.40
01/03/2011 – 29/02/2012	5.35
01/03/2010 – 28/02/2011	5.75
01/03/2009 – 28/02/2010	6.45
01/03/2008 – 28/02/2009	5.35
01/03/2007 – 29/02/2008	4.30
01/03/2006 – 28/02/2007	4.80
01/03/2005 – 28/02/2006	5.50
01/03/2004 – 28/02/2005	5.95
01/03/2003 – 29/02/2004	6.20
01/03/2002 – 28/02/2003	6.15



US Dollar With-Profits Fund

Applicable from 1 March 2021

Date of investment	Overall yield* (p.a. compound) (%)
01/03/2021 – 28/02/2022	2.20
01/03/2020 – 28/02/2021	3.65
01/03/2019 – 29/02/2020	3.65
01/03/2018 – 28/02/2019	3.40
01/03/2017 – 28/02/2018	3.85
01/03/2016 – 28/02/2017	4.65
01/03/2015 – 29/02/2016	4.70
01/03/2014 – 28/02/2015	4.30
01/03/2013 – 28/02/2014	4.95
01/03/2012 – 28/02/2013	5.60
01/03/2011 – 29/02/2012	5.75
01/03/2010 – 28/02/2011	5.70
01/03/2009 – 28/02/2010	6.15
01/03/2008 – 28/02/2009	4.35
01/03/2007 – 29/02/2008	3.55
01/03/2006 – 28/02/2007	3.90
01/03/2005 – 28/02/2006	4.40
01/03/2004 – 28/02/2005	4.55
01/03/2003 – 29/02/2004	5.00
01/03/2002 – 28/02/2003	5.40



This document contains information which is relevant to you as an investor in a PAC With-Profits Fund offered by Prudential International. The Prudential Assurance Company Limited (PAC) accepts reinsurance business from Prudential International in respect of investments in the PAC With-Profits Funds. The premiums received are placed in the Defined Charge Participating Sub-Fund of the PAC With-Profits Fund.

The bonus history shown is for the Prudential International business invested in the Defined Charge Participating Sub-Fund and therefore reflects the investment return of this sub-fund.

Regular bonus (currently Euro 1.25% p.a.[†], Sterling 1.75% p.a.[†], US Dollar 1.25% p.a.[†], effective from 01/03/2021) is added on a daily basis through increases to the unit price. On encashment a final bonus may be added and the total value of units will then reflect the overall yields shown in these tables.

- * Overall yields are for single premiums and apply from the relevant dates of investment to units encashed from 01/03/2021 until further notice. They make no allowance for Establishment Charge, Allocation Rate, Early Cash-In Charge, Fund Switch Charge or Market Value Reduction.
- † PAC reserves the right to reduce or remove bonus at any time without warning. Bonus rates will be reviewed at least annually.

prudential-international.com

The registered office of Prudential International is in Ireland at Montague House, Adelaide Road, Dublin 2. Prudential International is a marketing name of Prudential International Assurance plc, a life assurance company operating from Ireland. Registration No. 209956. Prudential International Assurance plc is authorised by the Central Bank of Ireland. Prudential International is part of the same corporate group as The Prudential Assurance Company Limited. Both The Prudential Assurance Company Limited and Prudential International are direct and indirect subsidiaries respectively of M&G plc, a company incorporated in the United Kingdom. The Prudential Assurance Company Limited is not affiliated in any manner with Prudential Financial, Inc, a company whose principal place of business is in the United States of America or Prudential plc, an international group incorporated in the United Kingdom.